Venturi-based dosing system designed for on-premise laundry

SYNERGY FLOW



INJECTA
the perfect dosing

General features

1. **Intelligent Dosing**
   Venturi based dosing system designed for OPL application

2. **Easy Installation**
   Simple installation and low maintenance

3. **Wireless control**
   Direct Bluetooth Connection

4. **Injecta Hub App**
   User-friendly interface for system control and programming

5. **Remote and IoT ready**
   Built-in WiFi and full compatibility with Injecta Remote platform



Display and Configuration



1

Intuitive Display

4.5” colour touchscreen display for real-time monitoring and programming

2

Chemical tank monitoring

Monitoraggio in tempo reale dei serbatoi contenenti prodotto

3

Smart Management

Colour-coded chemical labels assist identification

4

Customizable Dosing

Four predefined dosing stages with four doses programmable per step

5

Auto Formula Selection

Binary and time based

6

Relay Mode

Relay mode functionality available

7

Performance and Statistics

Time-based statistics for chemical consumption, wash cycle and step activation and costs

Technical features



Dosing specifications



Version	
Premium	**Double flowmeter** option for auto-calibration function and proof of dosing

Technical Specifications	
Power	100 - 240 Vac, 50 - 60 Hz
Flow rate	**Low:** 650 ml/m
Pressure	1.5 bar

Formula Selector and Trigger Interface



1.3" colour display

Backlit toggle knob displays system status

Magnet for fixing on metallic washer surface



Up to five-signal input from 12 Vdc to 240 Vac

Easy wiring inputs: Pre-Wash, Main-Wash (hot and cold), Spare and Rinse

AFS signal with reset function

Injecta Hub

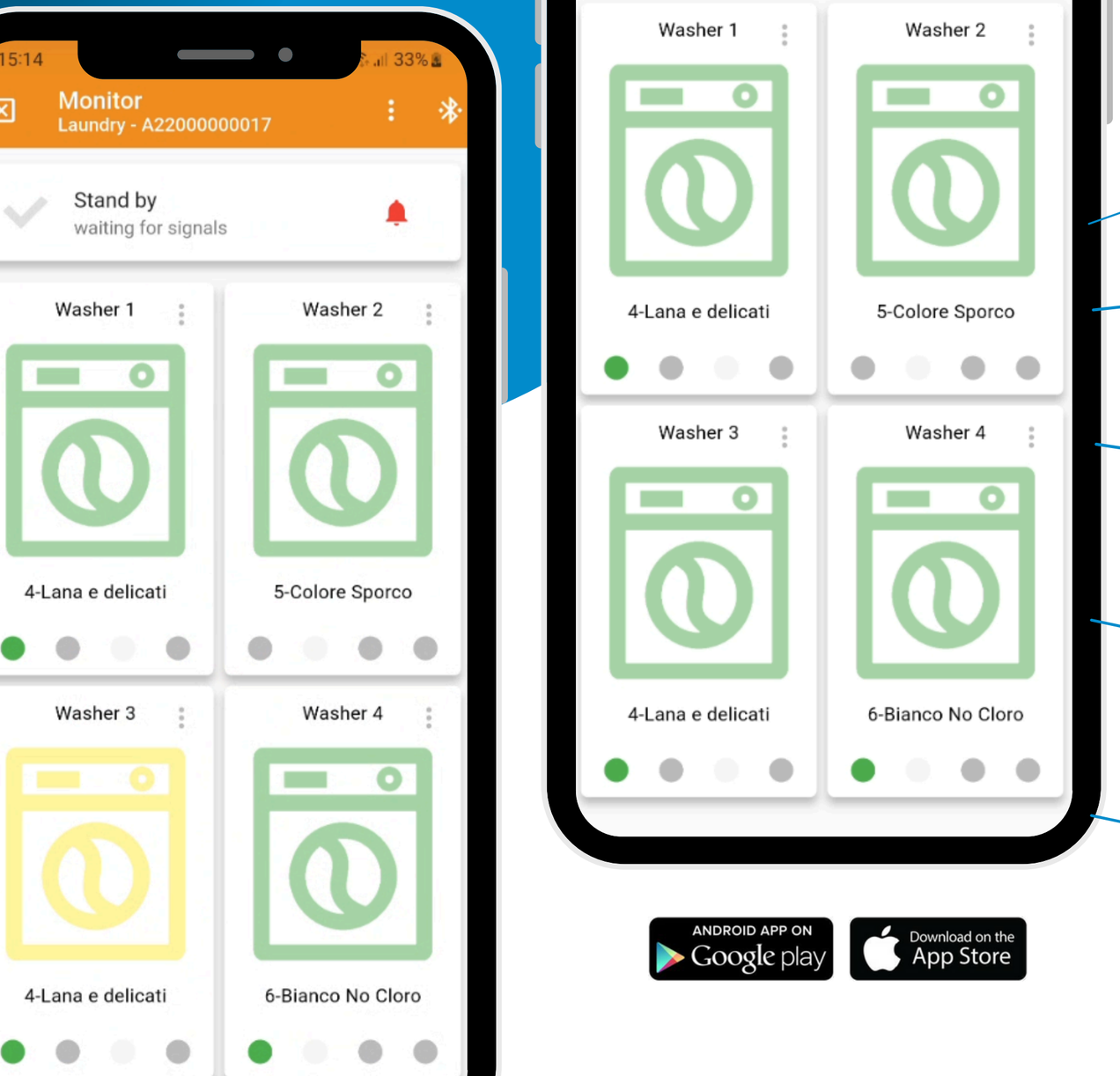

ANDROID APP ON Google play

Download on the App Store

Security and Protection

Password protection to prevent device tampering

Smart Monitoring

Both device and washer status can be easily monitored on main dashboard to easily control washing operations, upcoming triggers and alarms

Quick Setup

Settings can be exported from one installation to another via Bluetooth connection to the device and use preset programs to minimise setup time

Consumption Analysis

Counters registered by the device can be shared via SekoBlue on PDF files for basic consumption data analysis

Pump Priming

Pump priming can be executed both on the system's front keypad or via Injecta Hub's main dashboard screen

injecta.com

INJECTA
the perfect dosing